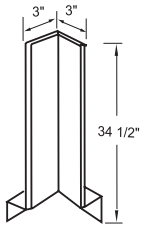
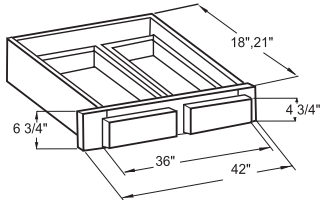


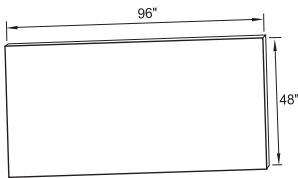
Accessory drawings:



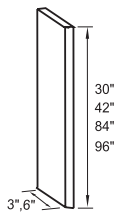
FILLERS
FBC3



PENCIL DRAWERS
(TRIMMABLE):
2 DRAWERS
PD1842/36
PD2142/36



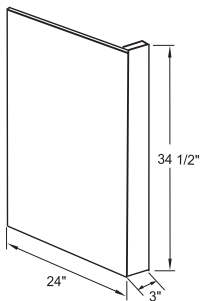
BACK PANEL
BP4896



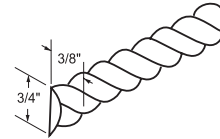
FILLERS
F330
F630
F342
F642
F384
F684
F396
F696



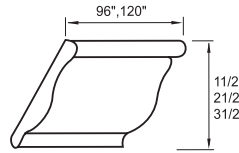
FILLERS
FB3



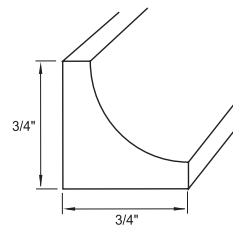
DISHWASHER END PANEL
PEPR335



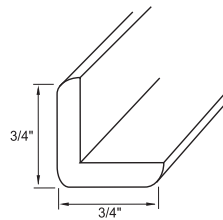
ROPE 96"



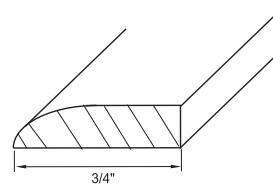
CROWN MOLDING
MCROWN196
MCROWN296
MCROWN396
MCROWN1120
MCROWN2120
MCROWN3120



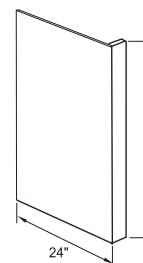
COVE MOLDING
MCV8



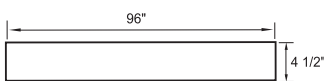
OUTSIDE CORNER MOLDING
MOC8



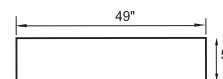
SCRIBE
MSW8



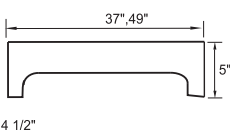
REFRIGERATOR END PANEL
PEPR1.584
PEPR1.590
PEPR1.596



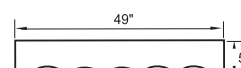
ROPE
TOE KICK



STRAIGHT VALANCE
V549ST



ARCHED VALANCE
V537RA
V549RA



SCALLOPED VALANCE
V549SC